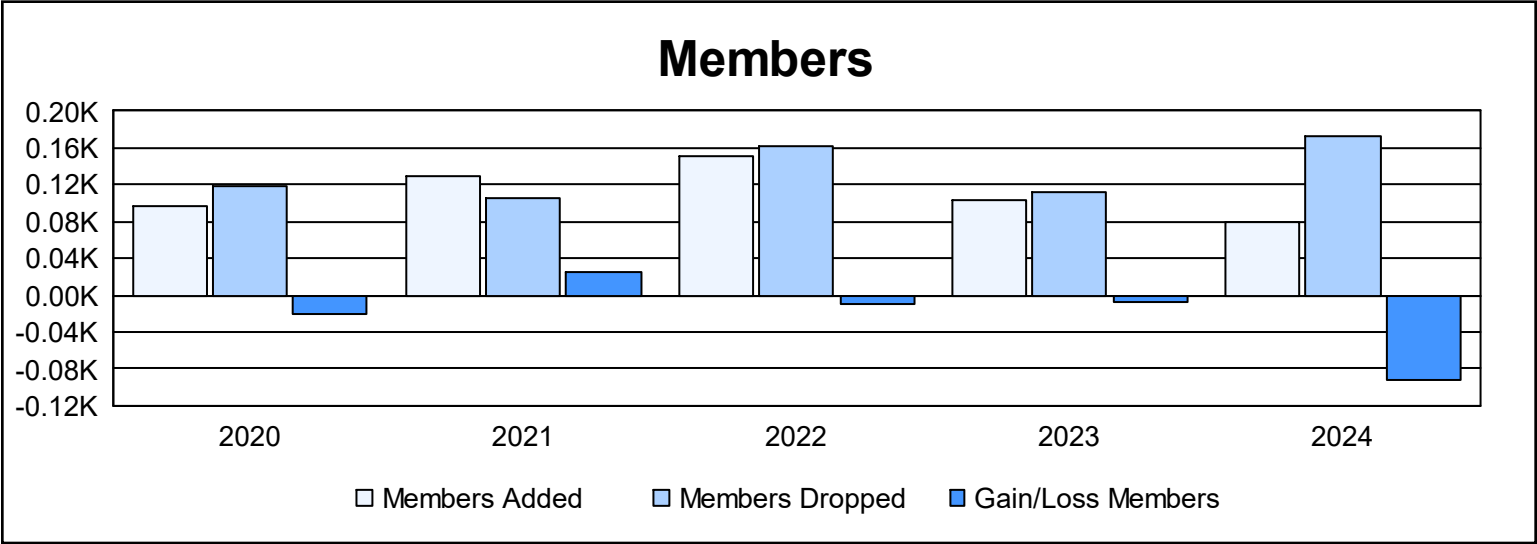
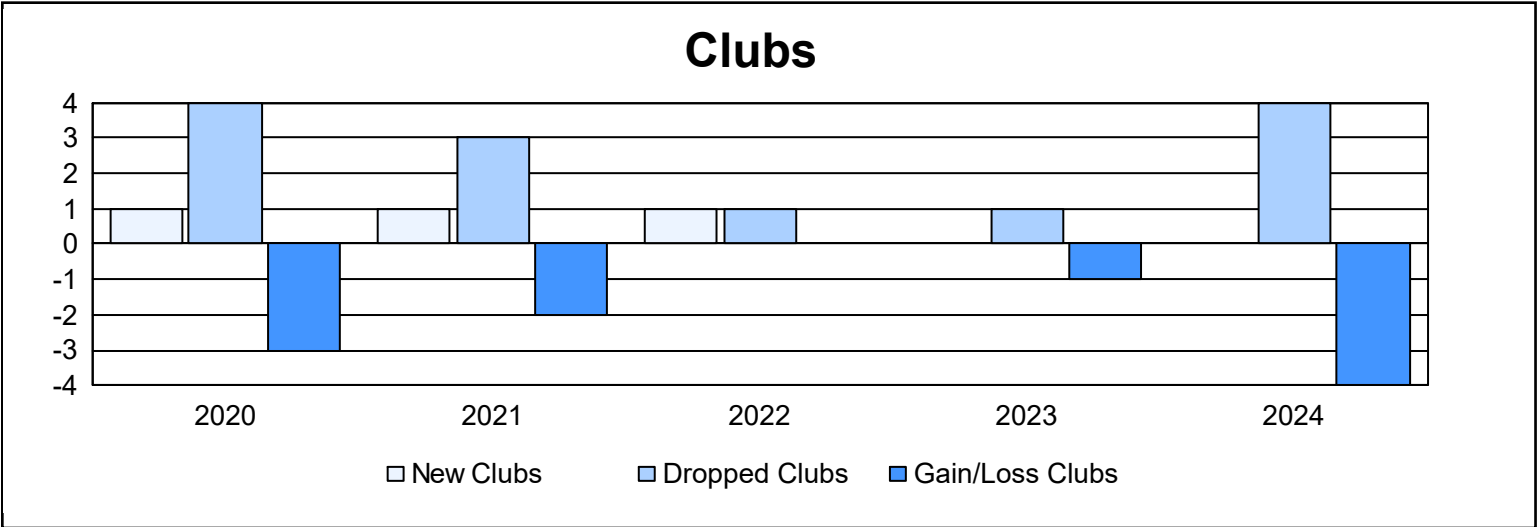
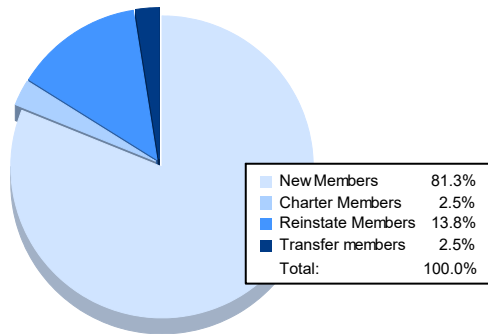


Year	New Clubs	Dropped Clubs	Gain/ Loss Clubs	New Members	Charter Members	Reinstate Members	Transfer Members	Total Member Added	Total Members Dropped	Gain/ Loss Members
2019-2020	1	4	-3	71	20	4	2	97	118	-21
2020-2021	1	3	-2	96	22	1	11	130	105	25
2021-2022	1	1	0	91	53	7	1	152	161	-9
2022-2023	0	1	-1	100	2	0	2	104	112	-8
2023-2024	0	4	-4	65	2	11	2	80	172	-92
Average	1	3	-2	85	20	5	4	113	134	-21



### Membership Composition June 2024 Cumulative



### Gender Composition June 2024 Cumulative

